

BloApCo[®]

**Corrugated
& Paperboard
Floor-Mounted
Shredder**

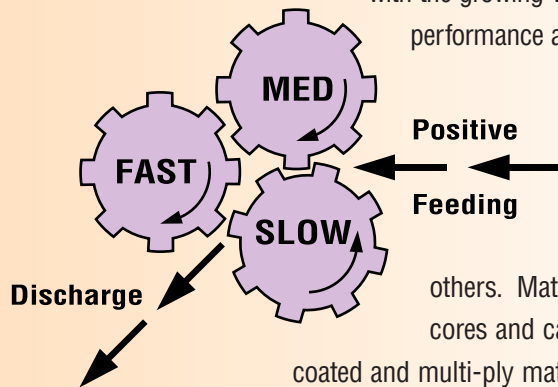


*The Shredder with the
Feed and Pneumatic Handling
Options for Corrugated and Folding Carton Plants*

Bulletin 951


Gripping, Ripping Pierce & Tear Shredding Action

The patented Pierce-and-Tear shredding action pulls material into the shredder and tears it apart. The smooth shredding action outperforms the hammering, grinding, or cutting/crushing wear and tear of other shredding or scrap reduction methods. For decades, the proven BloApCo concept has kept pace with the growing volume of waste offering the industry unsurpassed performance and economy in scrap disposal.



The Technology for Corrugated Paperboard and Related Material

Pierce-and-Tear shredding works for corrugated and paperboard plants, printers, converters and others. Materials shredded include corrugated sheets, roll slab, cores and carton scrap for folding carton manufacturers; poly-coated and multi-ply materials for converters; specialty papers like Mimeo, cigarette/tipping paper, newspapers plus many other materials.



Low Speed, High Torque Performance Other Shredder Builders Just Talk About

Low Cost Maintenance

For most efficient shredding, a variety of ripper wheel configurations are available to match specific requirements. The ripping wheels provide **years of service life**, never requiring sharpening and are **individually replaceable**.

Lower Energy Costs

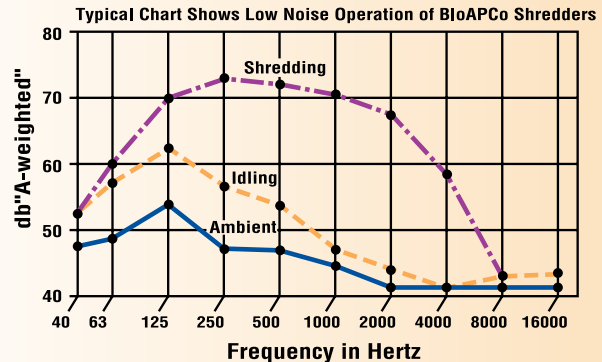
The ripper wheels are bolted in halves and keyed to adjacent wheels forming a spiral pattern along the shaft. The design spreads impact over the entire shaft producing shredding action with more capacity using less horsepower. Energy costs are significantly lower than any other waste reduction method.

Disposal Expense Down Recycling Income Up

The highly effective BloApCo shredding action fragments corrugated and paperboard waste into **irregular compactible pieces**. Increased density in bales and containers reduces transportation costs to disposal or reprocessing locations.

Shaft Speeds of 20 to 70 RPM Reduce Noise & Dust

The three shafts of the BloApCo floor shredder operate in a speed range of 20 to 70 rpm. Other shredders work at rpm's in the hundreds. Pulling material apart at low speeds produces minimum dust, greatly reduces machine noise, prevents throw-outs and eliminates potential fires. BloApCo floor shredders operate at noise levels below 80 db without sound enclosures. The clean, quiet BloApCo shredder can be placed in the most convenient and economical location in the plant.



Shredders Built Tough, To Work Better Longer

Heavy Duty Infeed Conveyor

The BloApCo infeed conveyor incorporates heavy gauge steel structurally reinforced to take the abuse of loading. The **belt is tracked using a center guiding system** to ensure proper belt alignment.

Automatic Overload Reverse

If the shredder is overfed, the relay automatically cuts power to the shredder and the feed conveyor. The shredder reverses allowing the material to reposition for another pass as the shredder and conveyor resume the shredding process. This exclusive feature reduces jamming, downtime, and machine abuse.

Safety Overweight Plate

An overweight plate is built into every BloApCo floor shredder beneath the infeed conveyor belt. Whenever loads over 70 lbs. reach an area near the entrance to the shredder, a clutch drive is disengaged, cutting off power to the shredder. This construction feature provides an **extra measure of operator safety** compared to shredders equipped with cable operated emergency stop switches.

Pre-Packaged Installation

BloAPCo floor shredders are pre-piped, pre-wired, and tested prior to shipment for fast, economical on-site installation. Two men and a lift truck can complete installation in one shift.

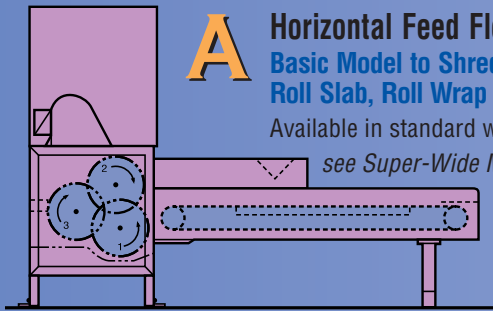
BloApCo – the last word in pneumatic conveying applications since 1933.
Reliability, performance and efficiency... based on years of engineering experience.



Floor Shredder Feed & Pneumatic Handling Options

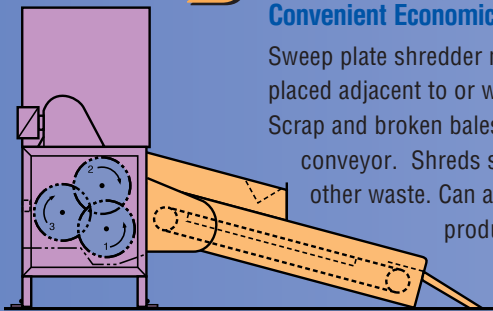
BloApCo's popular floor shredder has measured up to the needs of corrugated and paperboard industries with a growing range of configurations for shredding cores, crushing and shredding boxes, feeding and shredding

corrugated sheets of any width, core stripping and many other applications. No other shredder line is so well equipped for effective shredding performance and pneumatic removal of shredded scrap.



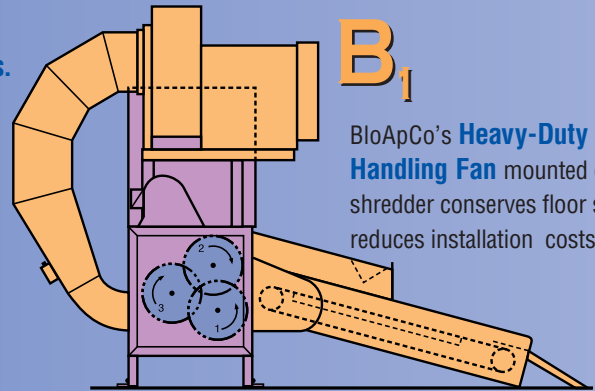
A Horizontal Feed Floor Shredder Basic Model to Shred Sheets and Cores, Roll Slab, Roll Wrap and Carton Scrap.

Available in standard widths of 36, 48, 58 and 72 inches. (For larger widths, see Super-Wide Models). Effectively shreds cores with 4" ID by 3/8" walls up to 12" ID by 1/2" walls with special receiving hood (See "E"). Versatile capability for corrugated box and folding carton plants, converters and others.



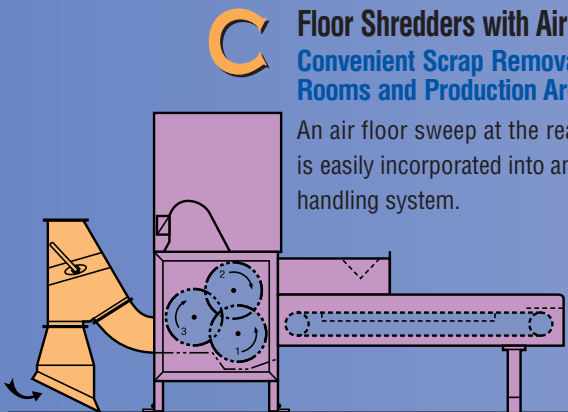
B Floor Shredders with Sweep Plate Shreds Die Cuts, Trim, Sheets and Cores. Convenient Economical Housekeeping

Sweep plate shredder model frequently placed adjacent to or within baling area. Scrap and broken bales easily swept onto conveyor. Shreds sheet waste and other waste. Can also be located in production area.



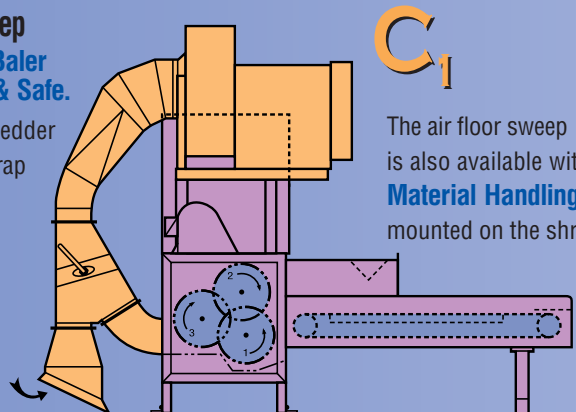
B₁

BloApCo's **Heavy-Duty Material Handling Fan** mounted on the shredder conserves floor space and reduces installation costs.



C Floor Shredders with Air Floor Sweep Convenient Scrap Removal. Keeps Baler Rooms and Production Areas Clean & Safe.

An air floor sweep at the rear of the shredder is easily incorporated into an existing scrap handling system.

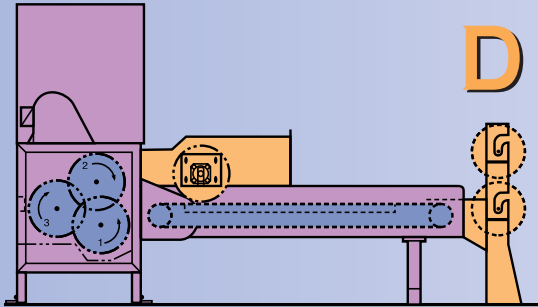


C₁

The air floor sweep feature is also available with the **Material Handling Fan** mounted on the shredder.



Floor Shredder Feed & Pneumatic Handling Options

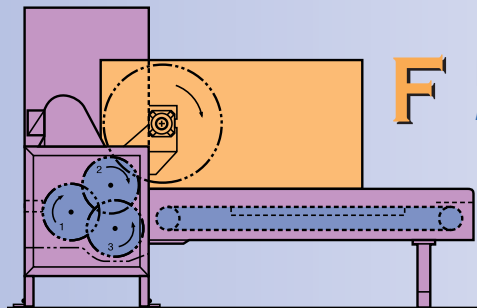
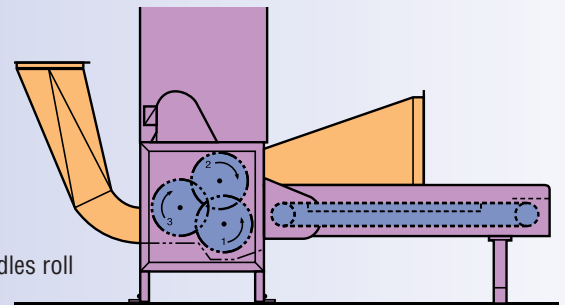


D Floor Shredders with In-Feed Rolls & Unwind Stands Low Cost, Automatic Core Stripping

Rollers, mounted above the infeed conveyor, pull paper from the paper rolls suspended in an unwind stand. Eliminates the need to slab off paper. Once stripped, the core is also shredded. Recommended for many corrugated plants, paper mills, newspaper and flexible packaging plants.

E Floor Shredders with Expanded Core Volume Capability Designed for Convenient, High Volume Core Shredding

The BloApCo floor shredder for core shredding handles cores from 4 inch ID with 3/8 inch walls to 12 inch ID with 1/2 inch walls. (*Larger capacities available.*) For ease in feeding, cores can be placed **anywhere** on the in-feed conveyor—not into a single feeding point as required on other shredders. In addition to cores, the shredder with added core shredding capability also handles roll wrap, roll slab and other waste.

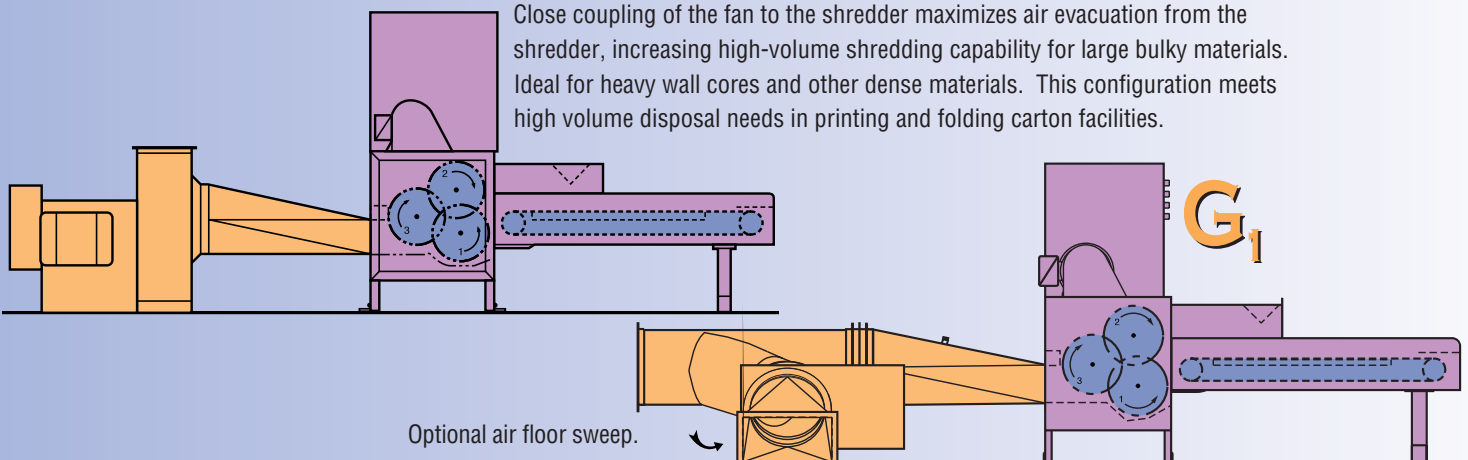


F Floor Shredders with Box Crusher Automatic Pre-Crusher Eliminates Manual Box Break-Up

Box crusher, mounted ahead of the shredder, crushes and shreds boxes up to 38 inches. Larger capacities available. **Outperforms and outlasts pinch belt conveyor feeders and provides more protection for operator.**

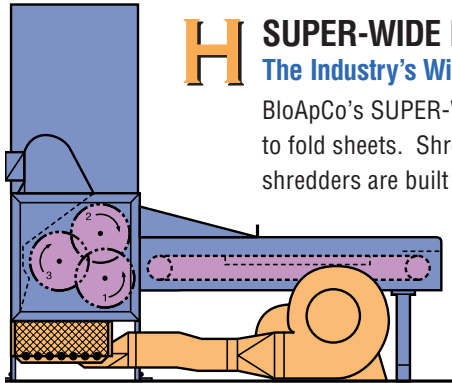
G Floor Shredder with BloApCo's Heavy-Duty Material Handling Fan High-Speed Scrap Evacuation Accelerates Shredding of Bulky Materials

Close coupling of the fan to the shredder maximizes air evacuation from the shredder, increasing high-volume shredding capability for large bulky materials. Ideal for heavy wall cores and other dense materials. This configuration meets high volume disposal needs in printing and folding carton facilities.





SUPER-WIDE®

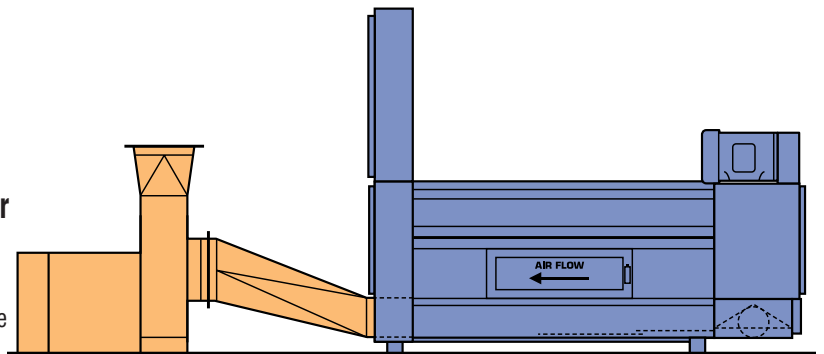


H SUPER-WIDE Floor Shredder The Industry's Widest Shredder Handles Any Corrugated Sheet

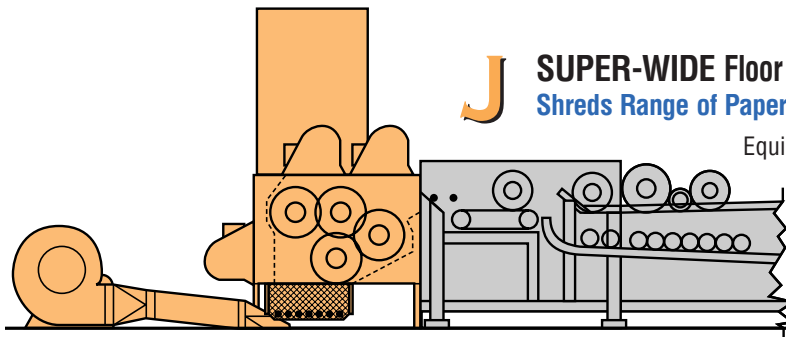
BloApCo's SUPER-WIDE shredders handle the full width of corrugated sheets without the need to fold sheets. Shreds multi-ply sheets with multiple layers of stacked sheets. SUPER-WIDE shredders are built in 85, 100, 110 and 120 inch wide standard models with wider designs available for special needs. A powerful internal air discharge system effectively evacuates scrap across the width of the SUPER-WIDE shredder.

I SUPER-WIDE High-Capacity Floor Shredder with Handling Fan for Bulky Materials

Close coupling of the BloApCo heavy-duty material handling fan to a SUPER-WIDE shredder combines the features of a wider feed conveyor with shredding capability for bulky materials.



Scrap removal on SUPER-WIDE shredders can be arranged for either left or right hand discharge.



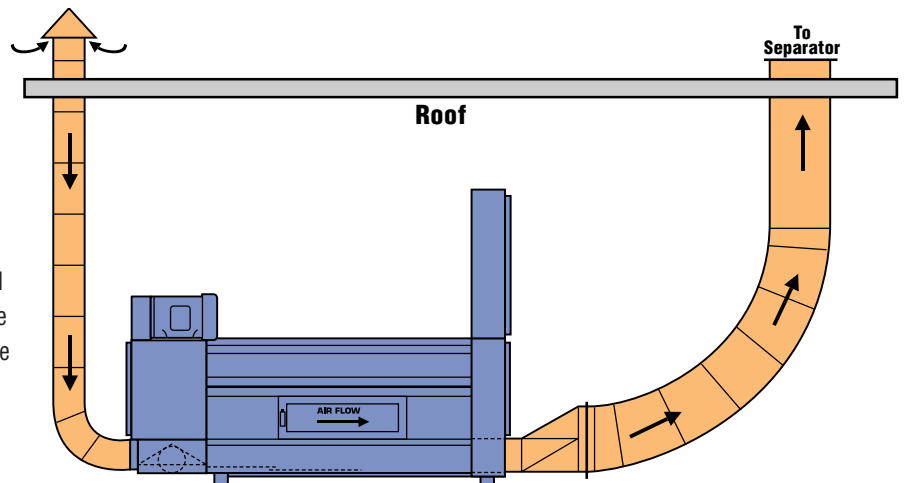
J SUPER-WIDE Floor Shredder In Line with Core Stripper Shreds Range of Paper Grades At Speeds Up to 750 FPM

Equipped with AC variable speed drives, the shredder is programmed and controlled to operate in tandem with any automatic core stripping machine. Available in widths up to 120 inches to mate with any automatic core stripper. The shredder includes an internal air discharge system for effective scrap removal at high shredding speeds.

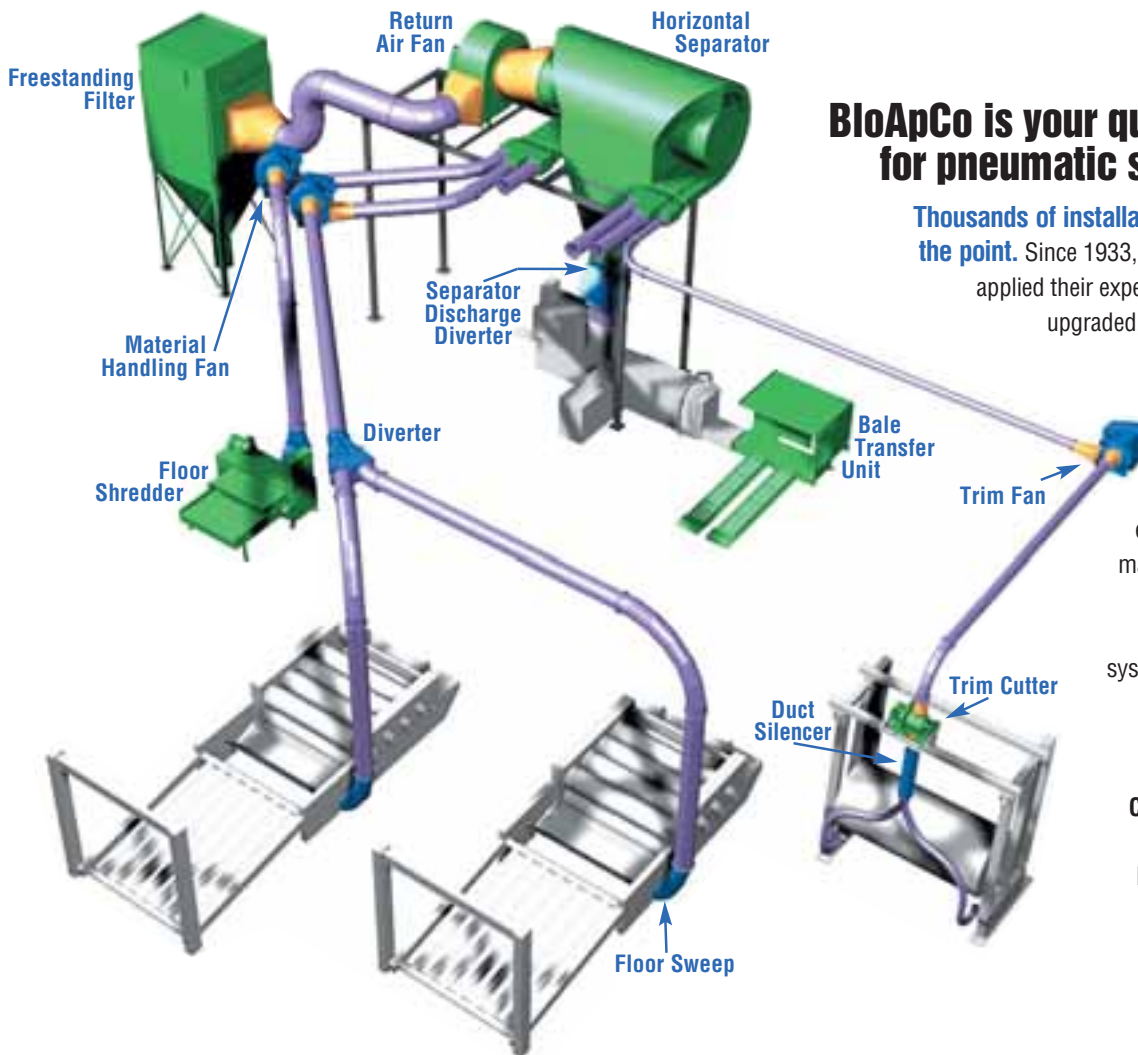
K SUPER-WIDE Floor Shredders Using Outside Air For Scrap Removal

Conserves Conditioned Inside Air, Operates at Up to 95% Efficiency

SUPER-WIDE Shredders can use unconditioned outside air to conserve energy. Exterior air is pulled into the pneumatic system. As it flows across the discharge area, air picks up scrap and exits on the opposite side of the shredder — returning to an air/trim separator located outside the building. Very little inside air escapes from the plant area.



Pneumatic Scrap Handling Systems



BloApCo is your quality supplier for pneumatic scrap removal

Thousands of installations worldwide prove the point. Since 1933, BloApCo engineers have

applied their experience to the need for an upgraded, expanded or totally new system. Using their background in working

with a wide variety of scrap materials and applications, BloApCo engineers adapt BloApCo manufactured components

to provide an efficient integrated scrap removal system. BloApCo builds the industry's toughest; Shredders, Material Handling Fans, Scrap Conveyors, Trim Cutters, Diverters, Cyclones, Material Separators and other pneumatic system components.

to provide an efficient integrated scrap removal system. BloApCo builds the industry's toughest; Shredders, Material Handling Fans, Scrap Conveyors, Trim Cutters, Diverters, Cyclones, Material Separators and other pneumatic system components.

BloApCo Heavy-Duty Material Handling Fans

These "put 'em in and forget 'em" material handling fans from BloApCo have earned their reputation for year-in, year-out dependability. An oversized chrome shaft, heavy-duty bearings and reinforced fan housing assure

longer, trouble-free service life. Dynamically balanced, the BloApCo material handling fan can be mounted from the ceiling, and installed inside or outside the plant. Eight standard BloApCo material handling fan models are available, in capacities from 400 to 28,000 CFM. (700 to 47,500 M³/hr.)

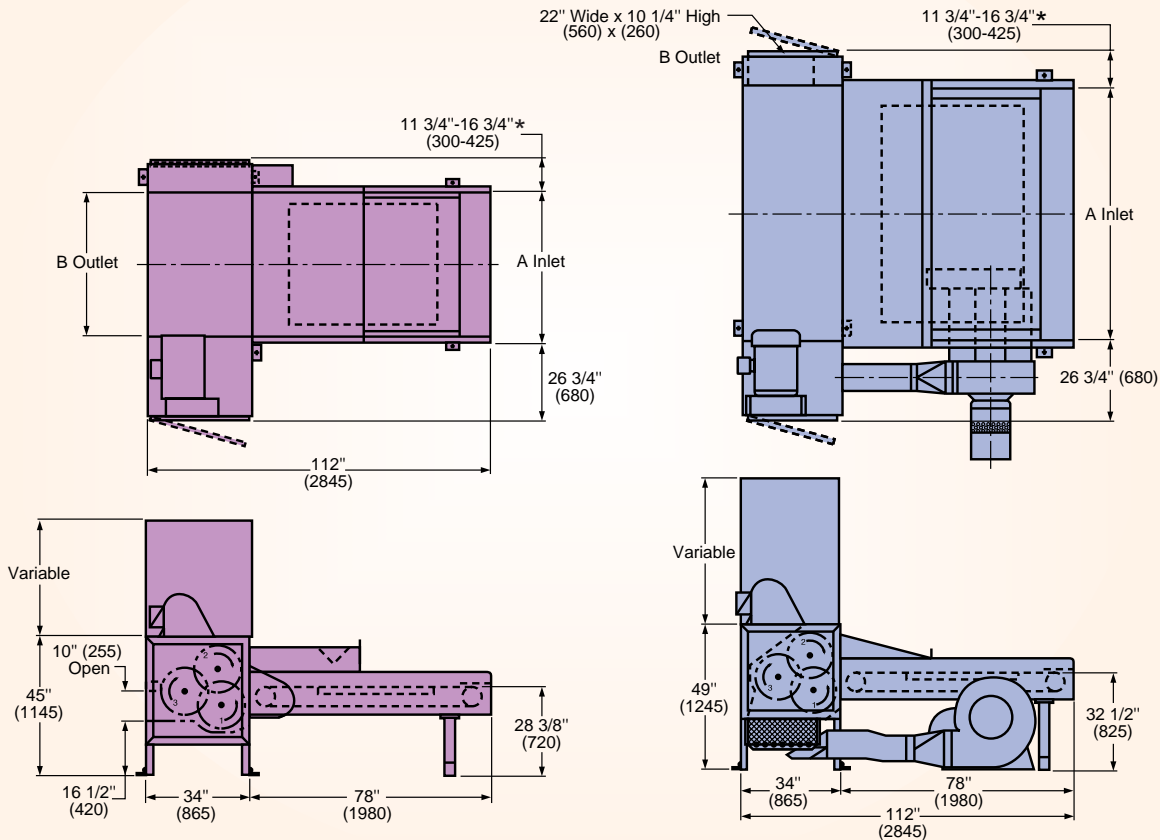
longer, trouble-free service life. Dynamically balanced, the BloApCo material handling fan can be mounted from the ceiling, and installed inside or outside the plant. Eight standard BloApCo material handling fan models are available, in capacities from 400 to 28,000 CFM. (700 to 47,500 M³/hr.)



General Dimensions: Floor Mounted Horizontal Shredders

Floor Shredder

SUPER-WIDE Floor Shredder



Shredder Width	Inches (mm)	36 (915)	48 (1220)	58 (1475)	72 (1830)	85 (2160)	100 (2540)	110 (2795)	120 (3050)
Inlet (A)	Inches (mm)	36 (915)	48 (1220)	58 (1475)	72 (1830)	85 (2160)	100 (2540)	110 (2795)	120 (3050)
Outlet (B)	Inches (mm)	36 x 10 (915 x 255)	48 x 10 (1220 x 255)	58 x 10 (1475 x 255)	72 x 10 (1830 x 255)	10 x 22 ‡ (255 x 560)	10 x 22 ‡ (255 x 560)	10 x 22 ‡ (255 x 560)	10 x 22 ‡ (255 x 560)
Approx. Wt.	Lbs. (Kg.)	2,600 (1175)	6,000 (2725)	6,300 (2875)	7,600 (3450)	9,200 (4175)	10,300 (4675)	10,700 (4850)	11,000 (4900)
Minimum Air Requirements Duct & Vol.	Inch/CFM (mm/M ³ /hr)	14 - 5,660 (360 - 9600)	15 - 6,500 (385 - 11000)	16 - 7,400 (410 - 12500)	18 - 9,000 (460 - 15300)	18 - 9,000 (460 - 15300)	20 - 11,200 (510 - 19000)	20 - 11,200 (510 - 19000)	20 - 11,200 (510 - 19000)
Typical HP (corrugated)		15 - 30	25 - 30	25 - 40	30 - 40	30 - 40	30 - 40	30 - 40	30 - 40
Corrugated Board Shredding Capacity**	Lbs/hr (Kg/hr)	4,000 (1815)	5,000 (2270)	7,500 (3400)	10,000 (4540)	12,000 (5500)	14,000 (6300)	14,000 (6300)	14,000 (6300)

Dimensions are approximate. Certified dimensions available upon request. BloApCo reserves the right to change specifications and dimensions without notice.

* This dimension may vary with change in shaft speed

** Shredding Capacity = Single wall corrugated board; A, B & C flute; 26# liner and medium; 2'/50mm stacks.

‡ Super-Wide 85 - 120 Shredders utilize a pneumatic plenum with a side outlet.

MATERIAL HANDLING SYSTEMS

SHREDDERS

MATERIAL HANDLING FANS

TRIM CUTTERS

DIVERTERS

CYCLONES/SEPARATORS

RETURN AIR/DUST COLLECTORS

BALE TRANSFER

SEAL DRUM CONVEYORS

PLANT UPGRADES/EXPANSIONS

TURNKEY SYSTEMS

The Scrap Handling Technology of CHOICE

Since 1933

Visit our website bloapco.com

or

bloapco.com/shredders



BLOWER APPLICATION COMPANY, INC.

N114 W19125 Clinton Dr., PO Box 279
 Germantown, WI 53022-0279
 Fax 262.255.3446 • bac@bloapco.com
 800.959.0880 • 262.255.5580