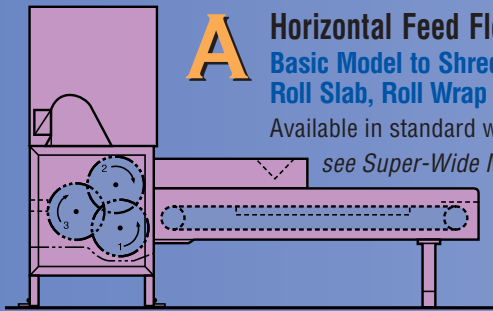




Floor Shredder Feed & Pneumatic Handling Options

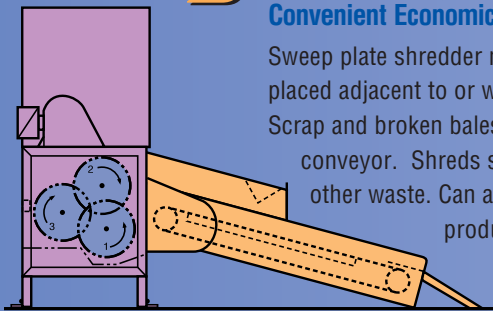
BloApCo's popular floor shredder has measured up to the needs of corrugated and paperboard industries with a growing range of configurations for shredding cores, crushing and shredding boxes, feeding and shredding

corrugated sheets of any width, core stripping and many other applications. No other shredder line is so well equipped for effective shredding performance and pneumatic removal of shredded scrap.



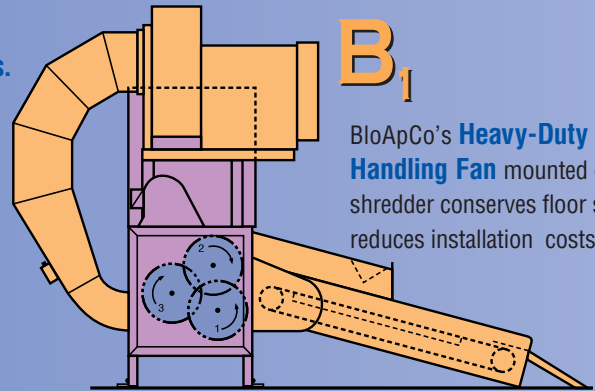
A Horizontal Feed Floor Shredder Basic Model to Shred Sheets and Cores, Roll Slab, Roll Wrap and Carton Scrap.

Available in standard widths of 36, 48, 58 and 72 inches. (For larger widths, see Super-Wide Models). Effectively shreds cores with 4" ID by 3/8" walls up to 12" ID by 1/2" walls with special receiving hood (See "E"). Versatile capability for corrugated box and folding carton plants, converters and others.



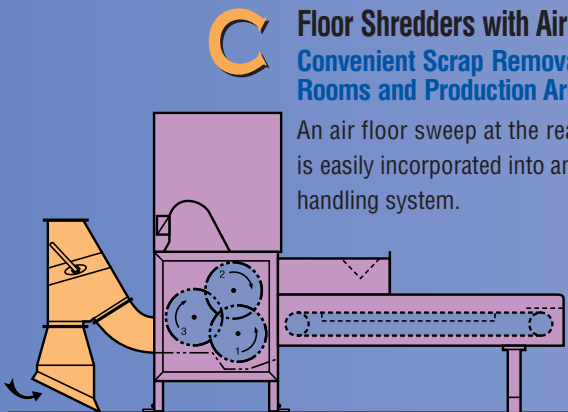
B Floor Shredders with Sweep Plate Shreds Die Cuts, Trim, Sheets and Cores. Convenient Economical Housekeeping

Sweep plate shredder model frequently placed adjacent to or within baling area. Scrap and broken bales easily swept onto conveyor. Shreds sheet waste and other waste. Can also be located in production area.



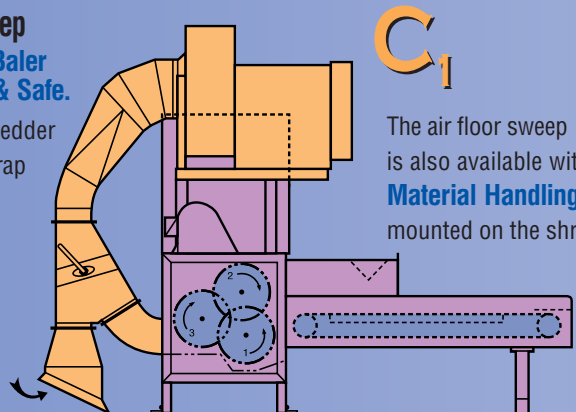
B₁

BloApCo's **Heavy-Duty Material Handling Fan** mounted on the shredder conserves floor space and reduces installation costs.



C Floor Shredders with Air Floor Sweep Convenient Scrap Removal. Keeps Baler Rooms and Production Areas Clean & Safe.

An air floor sweep at the rear of the shredder is easily incorporated into an existing scrap handling system.

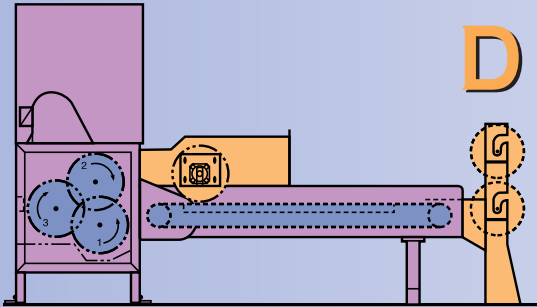


C₁

The air floor sweep feature is also available with the **Material Handling Fan** mounted on the shredder.



Floor Shredder Feed & Pneumatic Handling Options

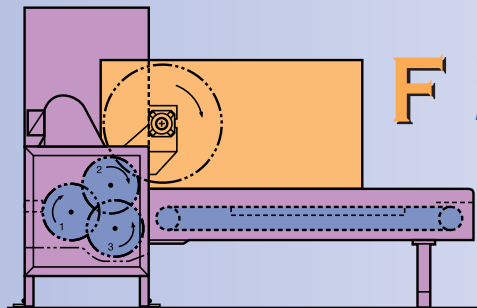
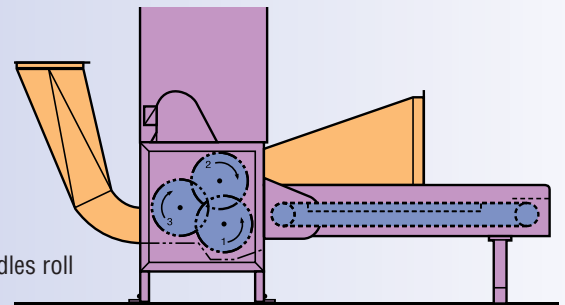


D Floor Shredders with In-Feed Rolls & Unwind Stands Low Cost, Automatic Core Stripping

Rollers, mounted above the infeed conveyor, pull paper from the paper rolls suspended in an unwind stand. Eliminates the need to slab off paper. Once stripped, the core is also shredded. Recommended for many corrugated plants, paper mills, newspaper and flexible packaging plants.

E Floor Shredders with Expanded Core Volume Capability Designed for Convenient, High Volume Core Shredding

The BloApCo floor shredder for core shredding handles cores from 4 inch ID with 3/8 inch walls to 12 inch ID with 1/2 inch walls. (*Larger capacities available.*) For ease in feeding, cores can be placed **anywhere** on the in-feed conveyor—not into a single feeding point as required on other shredders. In addition to cores, the shredder with added core shredding capability also handles roll wrap, roll slab and other waste.

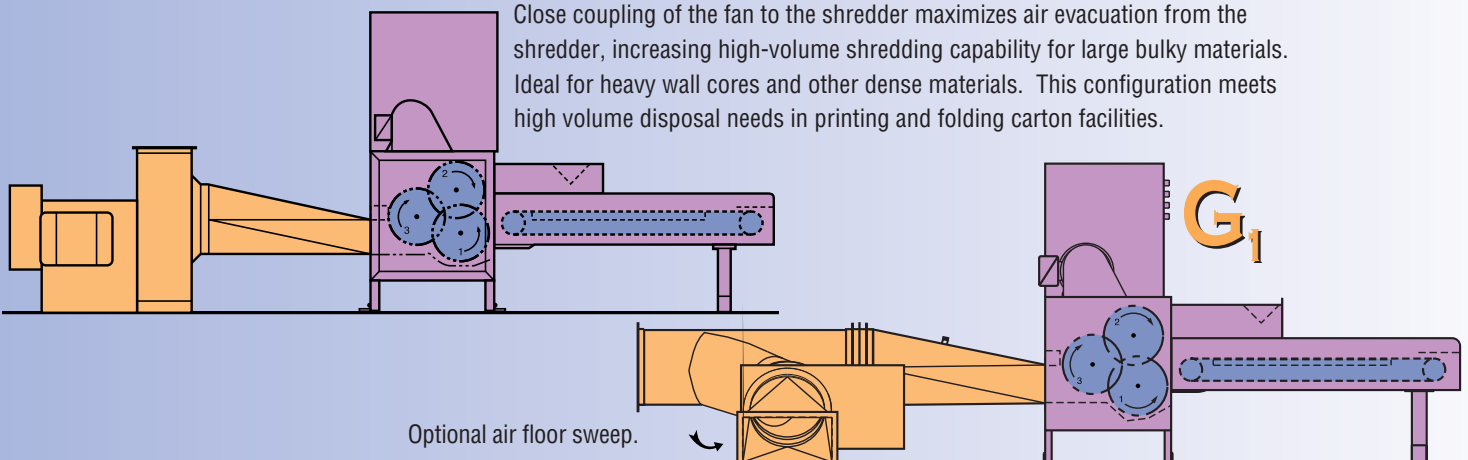


F Floor Shredders with Box Crusher Automatic Pre-Crusher Eliminates Manual Box Break-Up

Box crusher, mounted ahead of the shredder, crushes and shreds boxes up to 38 inches. Larger capacities available. **Outperforms and outlasts pinch belt conveyor feeders and provides more protection for operator.**

G Floor Shredder with BloApCo's Heavy-Duty Material Handling Fan High-Speed Scrap Evacuation Accelerates Shredding of Bulky Materials

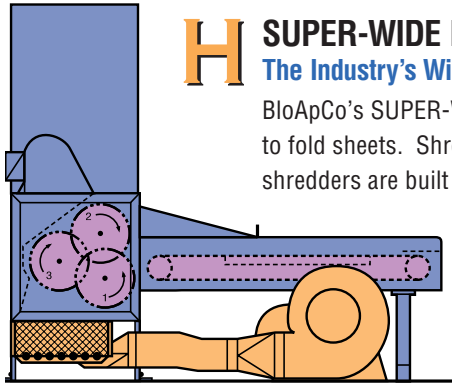
Close coupling of the fan to the shredder maximizes air evacuation from the shredder, increasing high-volume shredding capability for large bulky materials. Ideal for heavy wall cores and other dense materials. This configuration meets high volume disposal needs in printing and folding carton facilities.



Optional air floor sweep.



SUPER-WIDE®

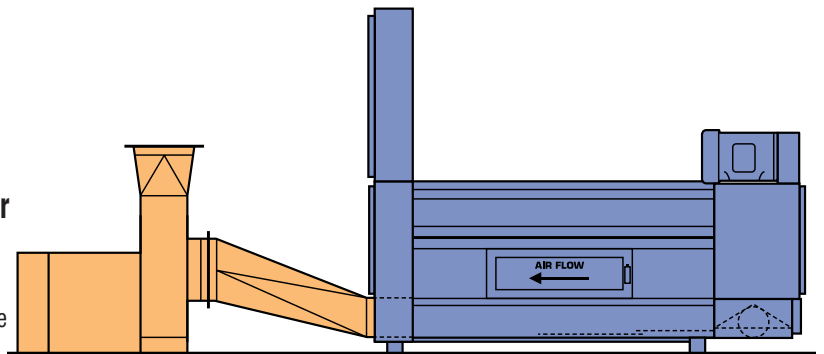


H SUPER-WIDE Floor Shredder The Industry's Widest Shredder Handles Any Corrugated Sheet

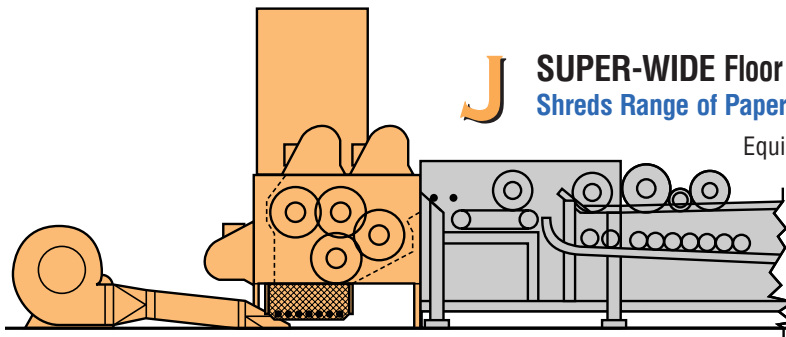
BloApCo's SUPER-WIDE shredders handle the full width of corrugated sheets without the need to fold sheets. Shreds multi-ply sheets with multiple layers of stacked sheets. SUPER-WIDE shredders are built in 85, 100, 110 and 120 inch wide standard models with wider designs available for special needs. A powerful internal air discharge system effectively evacuates scrap across the width of the SUPER-WIDE shredder.

I SUPER-WIDE High-Capacity Floor Shredder with Handling Fan for Bulky Materials

Close coupling of the BloApCo heavy-duty material handling fan to a SUPER-WIDE shredder combines the features of a wider feed conveyor with shredding capability for bulky materials.



Scrap removal on SUPER-WIDE shredders can be arranged for either left or right hand discharge.



J SUPER-WIDE Floor Shredder In Line with Core Stripper Shreds Range of Paper Grades At Speeds Up to 750 FPM

Equipped with AC variable speed drives, the shredder is programmed and controlled to operate in tandem with any automatic core stripping machine. Available in widths up to 120 inches to mate with any automatic core stripper. The shredder includes an internal air discharge system for effective scrap removal at high shredding speeds.

K SUPER-WIDE Floor Shredders Using Outside Air For Scrap Removal

Conserves Conditioned Inside Air, Operates at Up to 95% Efficiency

SUPER-WIDE Shredders can use unconditioned outside air to conserve energy. Exterior air is pulled into the pneumatic system. As it flows across the discharge area, air picks up scrap and exits on the opposite side of the shredder — returning to an air/trim separator located outside the building. Very little inside air escapes from the plant area.

